

Mi·Light[®]

User Instruction

RGB+CCT LED Ceiling Spotlight

Model No.: FUT062

Parameters

Model No.: FUT062

Input Voltage: AC86~265V / 50~60Hz

Power: 9W

Color Temperature: 2700K~6500K

CRI: >80

Luminous Flux: 700LM

PF: >0.5

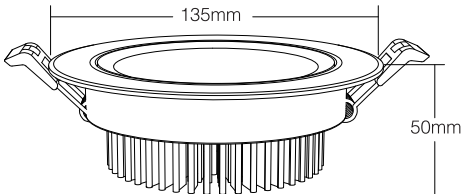
Light Efficiency: 80LM/W

Beam Angle: 15°

Lifespan: 50000 hours

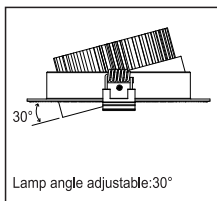
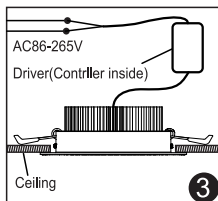
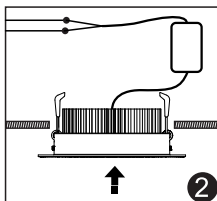
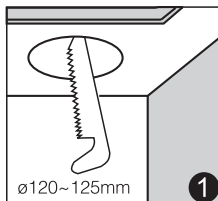
Material: Aluminum

Hole Size: \varnothing 120~125mm



Instructions

1. Please open the hole on the ceiling according to the correct size of Diagram 1.
2. Push in the two spring elements, make sure that they are deployed and anchored on the back of the ceiling Diagram 2 and 3.
3. Connect the driver properly according to the wire connection Diagram 3.



Caution

Amateur do not dismantle and install the light.
Users must be correct, strict and solid to install the light; do not use the light on strenuous vibration area.



Lighting can be working after linking with remote;
for more details, pls read the remote instruction.



Made in China

Features



RGB+CCT
16 Millions of colors to choose



Color temperature
2700~6500K



Dimmable
Saturation control



2.4GHz
Radio Frequency



Remote control
Control distance 30m



Smart phone App control
Mi-Light WiFi iBox is needed

Compatible Remote:



FUT089



B8



FUT092



FUT095



FUT096



B3 / T3



B4 / T4